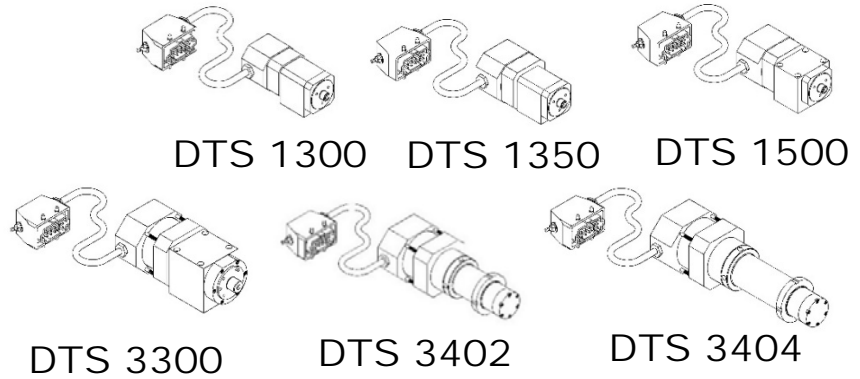


SYSTEM SPECIFICATION WORKSHEET

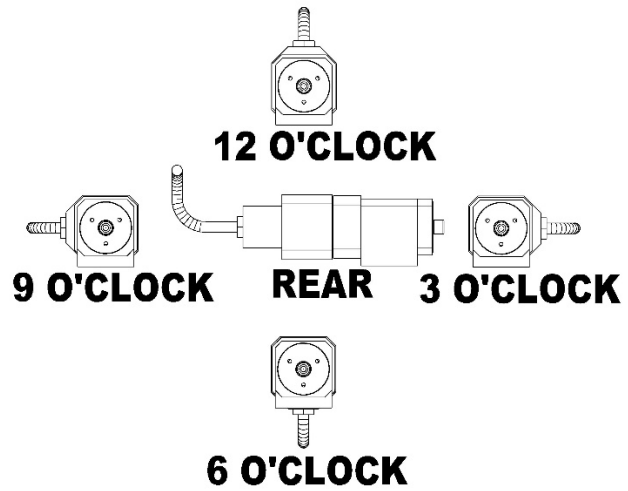
SPINDLE:



CABLE EXIT DIRECTION:

SPINDLE CABLE LENGTH: (FT)

MOTOR CONTROL CABLE LENGTH: (FT)



CONNECTOR:

BULKHEAD: () SURFACE MOUNT: ()



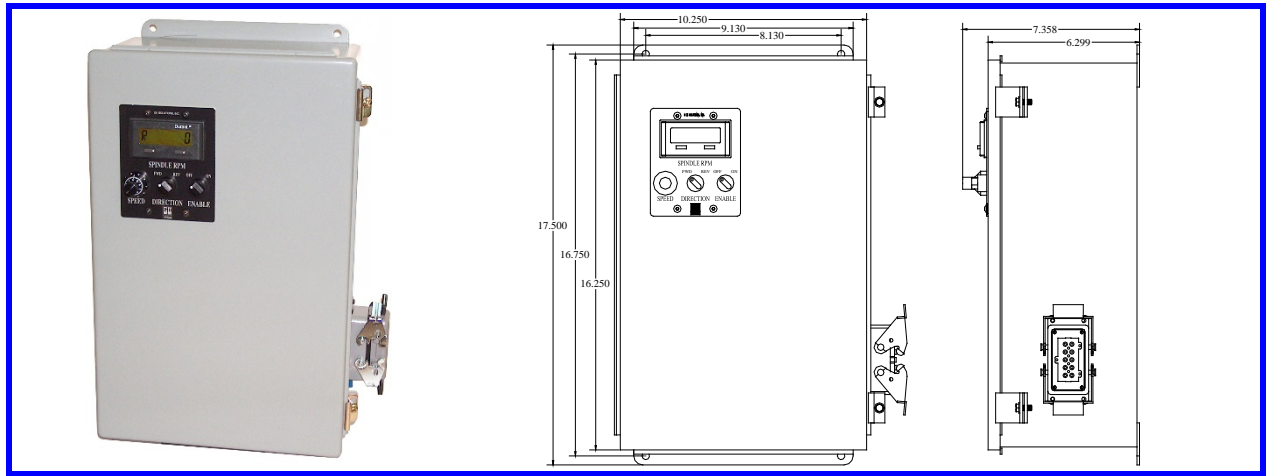
BULKHEAD SURFACE MOUNT



G II Solutions, Inc.
201 Bank Street
P.O. Box 428
Central, SC 29630

Phone: 864.639.6605
Fax: 864.639.4056
E-mail: info@giisolutions.com
Web Site: www.giisolutions.com

ELECTRICAL ENCLOSURE



Electrical enclosure:

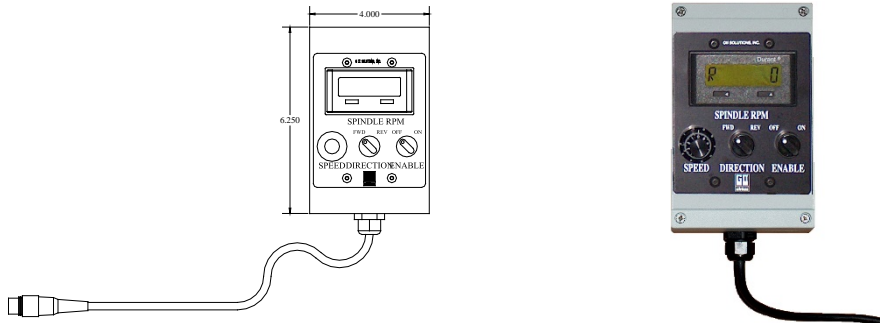
Manual control: Door: In enclosure:

Motor control exit:

Bulkhead: Cable: Cable length: feet.

Exit Location:

REMOTE PENDENT:



G II Solutions, Inc.
 201 Bank Street
 P.O. Box 428
 Central, SC 29630

Phone: 864.639.6605
 Fax: 864.639.4056
 E-mail: info@giisolutions.com
 Web Site: www.giisolutions.com